

CIN-161W-PC - Cinthia 1LT Wall Sconce, PC

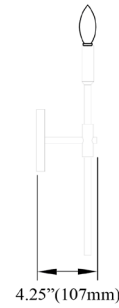
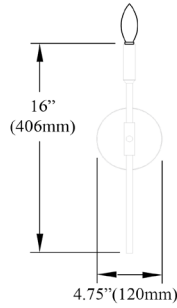
1 Light Incandescent Wall Satin Chrome Polished Chrome



CIN-161W

Front View/Vue de Face

Side View/Vue de Côté



Height	16"
Width/Length	4.75"
Depth	4.25"
Weight	1 lbs
Body Material	Metal
Finish/Color	Polished Chrome
Type of Finish	Electroplated
Light Qty	1
Light Base	E12
Light Max Watt	60
Light Inc	No



Dimmable	Dimmable
LED Compatible	LED Compatible
Total Wattage	60W

Rated For	Damp Location
Voltage	120V

Approval	cUL or equivalent
Warranty	1 Year Limited
Install Position	Wall

Date:	Notes:
Fixture Type:	
Job Name:	

Lighting | LED | Shades | Custom Designs

 www.dainolite.com
 1-888-564-1262
  dainolite@dainolite.com



TORONTO | BUFFALO