


BELLA



DLEDW-245-WH



DLEDW-245-BK



DLEDW-245-BZ



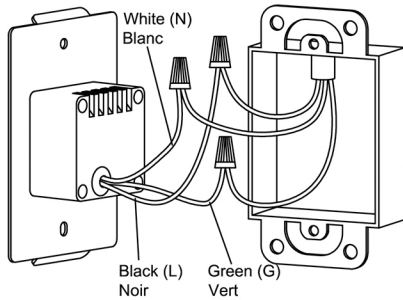
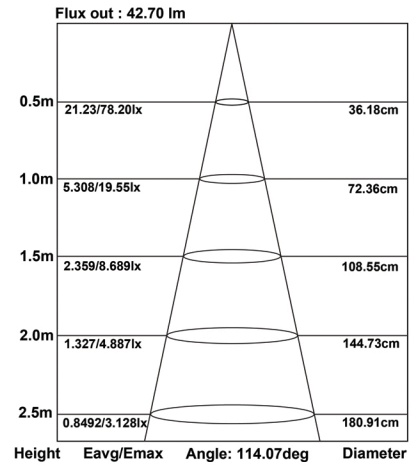
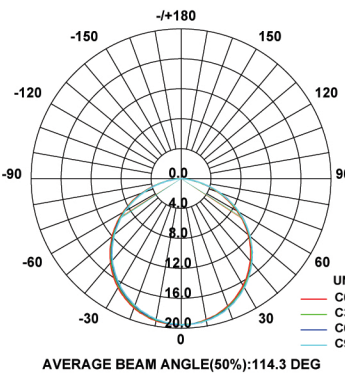
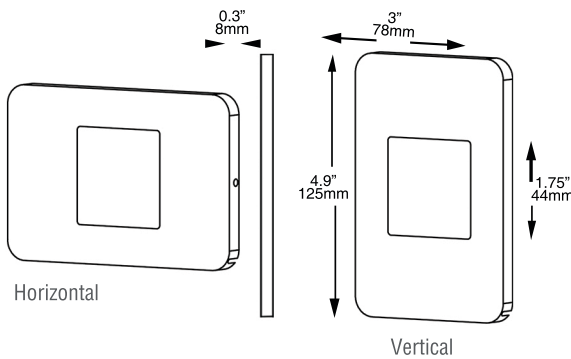
DLEDW-245-BA

Description:

- The "BELLA" series LED step/wall light is designed for indoor or outdoor wall mount applications using standard 2" (50mm) x 4" (102mm) metal or plastic J-box with minimum inside depth of 2" (50mm). J-Box not supplied. IC rated for direct contact with insulating materials. Wet location rated to IP65 standards. Has no visible screws providing clean seamless finish.
- Transposable design allows fixture to be mounted in horizontal or vertical positions. All fixtures assembled and packaged for vertical mounting.

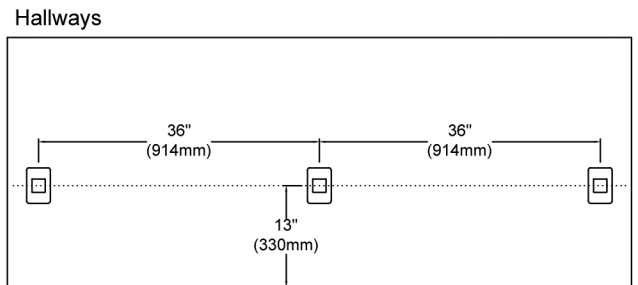
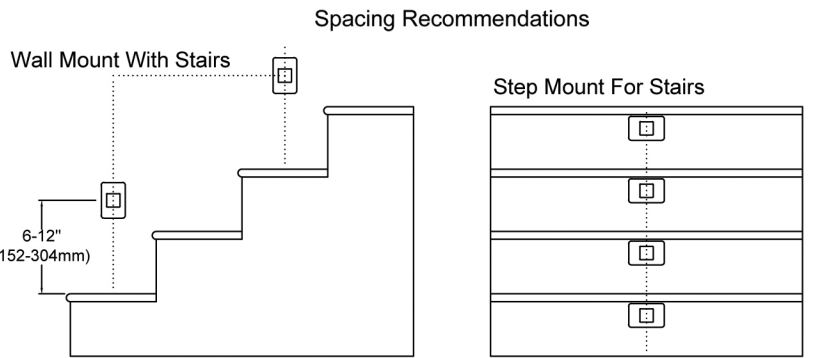
Features:

- Die cast aluminum body with powder coated paint finish.
- White polycarbonate lens for increased brightness.
- Available in Black, White, Bronze or Brushed Aluminum finish.
- Uses 3.3W LED - 2700°K - 85 + CRI.
- 120V direct wiring - multiple fixtures can be wired together in parallel.
- The LED module is removable and can be replaced if required using exactly same binning.
- Includes integral 120V LED driver.
- Smooth and continuous dimming (to 10%) can be achieved using Lutron DVELV-300P and MAELV-600 and Legrand ADTH700.
- 40,000 hour rated life.
- 5 year limited warranty.



Data:

- Input voltage 120V
- Input power 3.3W
- Input current 0.03A
- Frequency 60Hz
- Min starting temp. ...-20°C(-4°F)
- CRI 85+
- CCT 2700°K*
- Lumens..... 237Lm



*Please be advised that this series can also be ordered with special lenses to change colour output. Available in Amber, Blue and Red.

