


BELLA



DLEDW-234-BA



DLEDW-234-BK



DLEDW-234-BZ



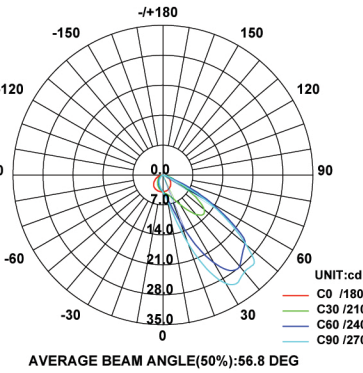
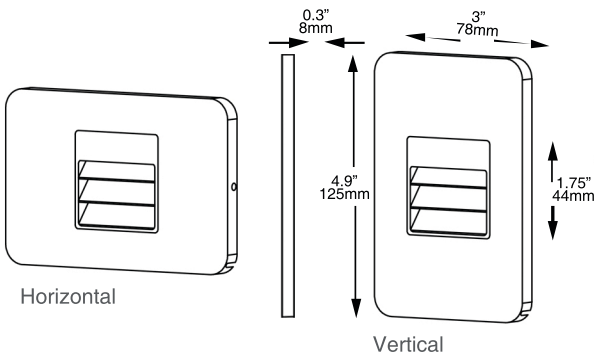
DLEDW-234-WH

Description:

- The "BELLA" series louvre LED step/wall light is designed for indoor or outdoor wall mount applications using standard 2" (50mm) x 4" (102mm) metal or plastic J-box with minimum inside depth of 2" (50mm). J-box not supplied. IC rated for direct contact with insulating materials. Wet location rated to IP65 standards. Has no visible screws providing clean seamless finish.
- Transposable design allows fixture to be mounted in horizontal or vertical positions. All fixtures assembled and packaged for vertical mounting.

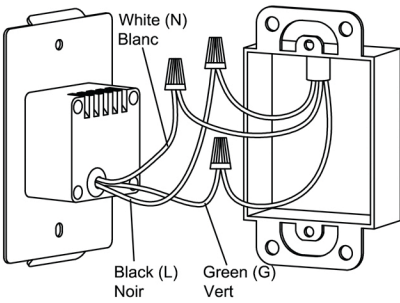
Features:

- Die cast aluminum body with powder coated paint finish.
- Die cast aluminum louvre.
- Available in Black, White, Bronze or Brushed Aluminum finish.
- Uses 3.3W LED - 2700°K - 85 + CRI.
- 120V direct wiring - multiple fixtures can be wired together in parallel.
- The LED module is removable and can be replaced if required using exactly same binning.
- Includes integral 120V LED driver.
- Smooth and continuous dimming (to 10%) can be achieved using Lutron DVELV-300P and MAELV-600 and Legrand ADTH700.
- 40,000 hour rated life.
- 5 year limited warranty.



Flux out : 1.785 lm

Height	Eavg/Emax	Angle: 38.34deg	Diameter
0.5m	17.16/55.30lx		34.77
1.0m	4.290/13.83lx		69.53
1.5m	1.906/6.145lx		104.30
2.0m	1.072/3.456lx		139.07
2.5m	0.6863/2.212lx		173.84

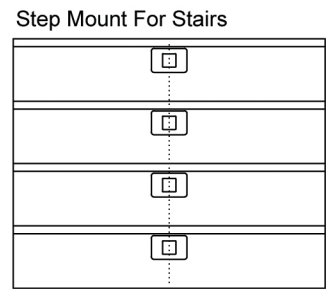
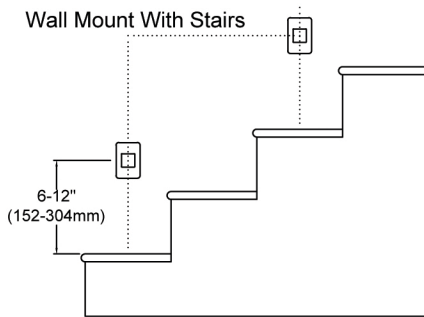


Data:

- Input voltage 120V
- Input power 3.3W
- Input current 0.03A
- Frequency 60Hz
- Min starting temp.-20°C(-4°F)
- CRI 85+
- CCT 2700°K*
- Lumens..... 237Lm

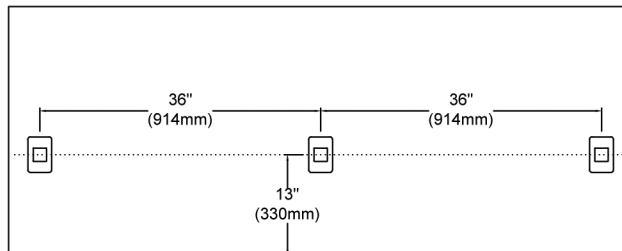


Spacing Recommendations



Mount in center of stair as close to the upper tread as possible

Hallways



*Please be advised that this series can also be ordered with special lenses to change colour output. Available in Amber, Blue and Red.

