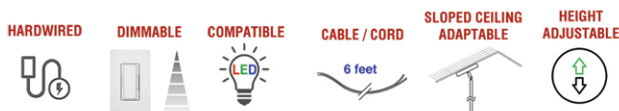
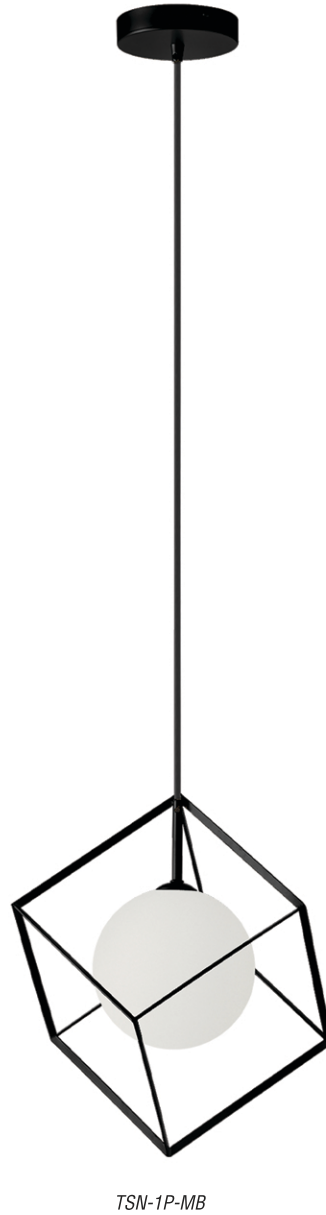
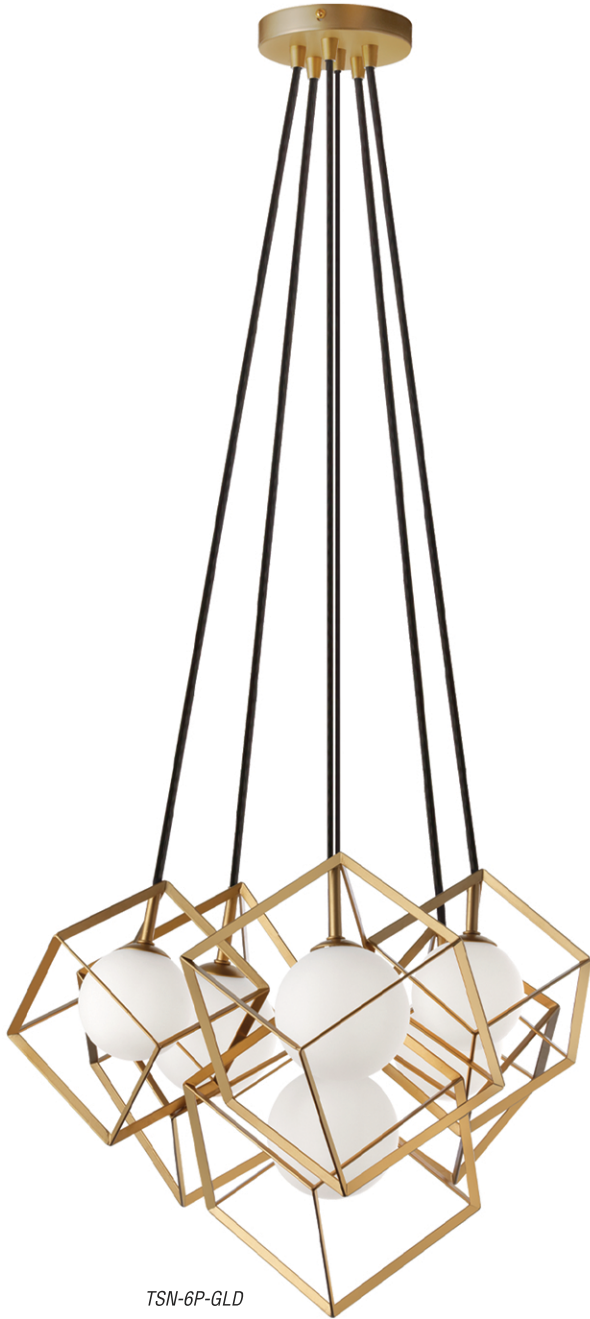


THOMSON

Thomson collection is sure to make a statement with its geometric design. Featuring single pendant or a configuration of multiple White oversized glass pendants with soft Gold overlapping metal frames to create a piece that doubles as a fixture and art.



Item No.	Dimensions	No. of Bulbs	Bulb Type	Max. Wattage
TSN-1P-GLD	13.5H" x 11W" x 11D" - 3 lbs.	1	G9	40W
TSN-1P-MB	13.5H" x 11W" x 11D" - 3 lbs.	1	G9	40W
TSN-6P-GLD	13.75H" x 21W" x 13.5D" - 14 lbs.	6	G9	25W

